


FITTINGS WITH NUT

FOR PN4 PIPE

COUPLING




Code	Diameter	Box
CM16L	16 x 16 mm	500
CM20L	20 x 20 mm	350
CM25L	25 x 25 mm	240
CM32L	32 x 32 mm	120
CM40L	40 x 40 mm	80

FEMALE THREADED FITTING



Code	Diameter	Box
CRF1620L	16 mm x 1/2"	500
CRF2020L	20 mm x 1/2"	400
CRF2520L	25 mm x 1/2"	300
CRF2525L	25 mm x 3/4"	250
CRF2532L	25 mm x 1"	200
CRF3225	32 mm x 3/4"	200
CRF3232	32 mm x 1"	150
CRF4032	40 mm x 1"	120

MALE THREADED TEE



Code	Diameter	Box
CTM1620L	16 mm x 1/2" x 16 mm	300
CTM1625L	16 mm x 3/4" x 16 mm	250
CTM2020L	20 mm x 1/2" x 20 mm	240
CTM2025L	20 mm x 3/4" x 20 mm	210
CTM2520L	25 mm x 1/2" x 25 mm	150
CTM2525L	25 mm x 3/4" x 25 mm	150
CTM2532L	25 mm x 1" x 25 mm	120
CTM3225L	32 mm x 3/4" x 32 mm	90
CTM3232L	32 mm x 1" x 32 mm	90
CTM3240L	32 mm x 1 1/4" x 32 mm	80
CTM4032L	40 mm x 1" x 40 mm	50
CTM4040L	40 mm x 1 1/4" x 40 mm	40

MALE THREADED FITTING




Code	Diameter	Box
CRM1620L	16 mm x 1/2"	700
CRM1625L	16 mm x 3/4"	500
CRM2020L	20 mm x 1/2"	500
CRM2025L	20 mm x 3/4"	450
CRM2520L	25 mm x 1/2"	400
CRM2525L	25 mm x 3/4"	350
CRM2532L	25 mm x 1"	300
CRM2540L	25 mm x 1 1/4"	300
CRM3225L	32 mm x 3/4"	200
CRM3232L	32 mm x 1"	200
CRM3240L	32 mm x 1 1/4"	150
CRM4025L	40 mm x 3/4"	120
CRM4032L	40 mm x 1"	120
CRM4050L	40 mm x 1 1/4"	100

END CAP



Code	Diameter	Box
TC16L	16 x 16 mm	900
TC20L	20 x 20 mm	600
TC25L	25 x 25 mm	400
TC32L	32 x 32 mm	250
TC40L	40 x 40 mm	125

TEES



Code	Diameter	Box
CT16L	16 x 16 x 16 mm	250
CT20L	20 x 20 x 20 mm	180
CT25L	25 x 25 x 25 mm	120
CT32L	32 x 32 x 32 mm	60
CT40L	40 x 40 x 40 mm	40